

INDEPENDENT BALDOCK TOWN HALL QUESTIONNAIRE ANALYSIS

Part 1: 'Tick Box' Statistical Analysis.



STATUS: FOR MEDIA RELEASE

Baldock Town Hall Independent Stakeholder Group, 13 December 2005

910 Forms returned

(1 per household delivered @ <5,000 households, so estimated return is 20%)

706 Paper returns

204 Website Returns

of Website:

195 said that they lived in Baldock

9 said that they did not live in Baldock.

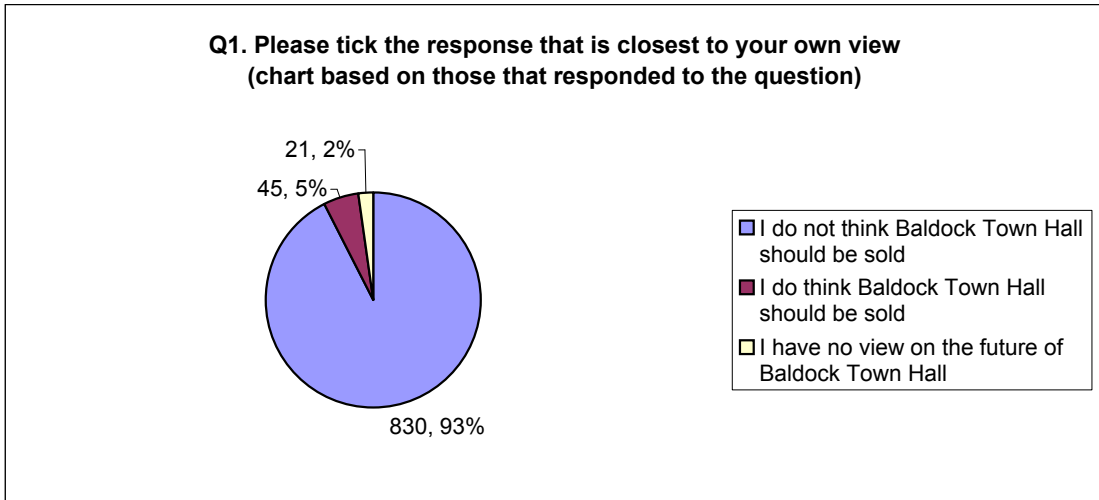
Methodology

Paper form returns: These were received at one of two drop off points and data entered by volunteers onto an internet based version on the form. This submitted data in electronic format for analysis and presentation.

Website returns: An electronic version of the questionnaire was available online at www.baldocktownhall.org.uk for respondents to complete themselves and submit in electronic format. The results were pooled with those of the paper returns.

Q1. Please tick the response that is closest to your own view (Please tick one):

		% Based on all Qns	% Based on Answ Recd
I do not think Baldock Town Hall should be sold	830	91	93
I do think Baldock Town Hall should be sold	45	5	5
I have no view on the future of Baldock Town Hall	21	2	2
<i>No answer stated</i>	14	2	
Grand Total	910	100	100



Q2. If Baldock Town Hall is not sold and is retained by the Council:

2a. What should the Council do with the building? (Tick all you would agree with)

Museum

		%
Ticked	602	66
Not Ticked	308	34
	910	100

Space for local artists/craftspeople

		%
Ticked	624	69
Not Ticked	286	31
	910	100

A venue for hire (e.g. sports, parties)

		%
Ticked	657	72
Not Ticked	253	28
	910	100

Theatre Space

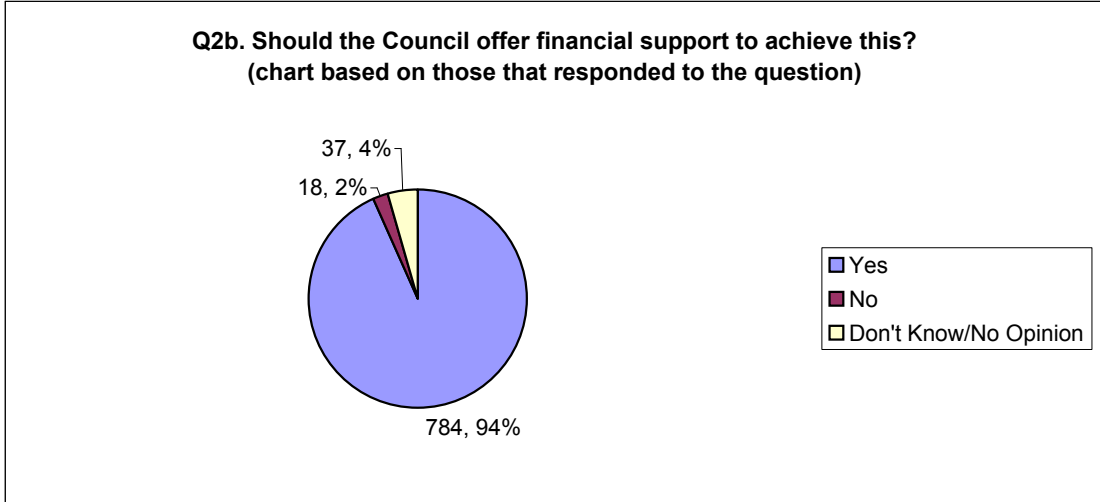
		%
Ticked	551	61
Not Ticked	359	39
	910	100

Other please specify (detail in separate document)

		%
Ticked	173	19
Not Ticked	737	81
	910	100

2b. Should the Council offer financial support to achieve this?

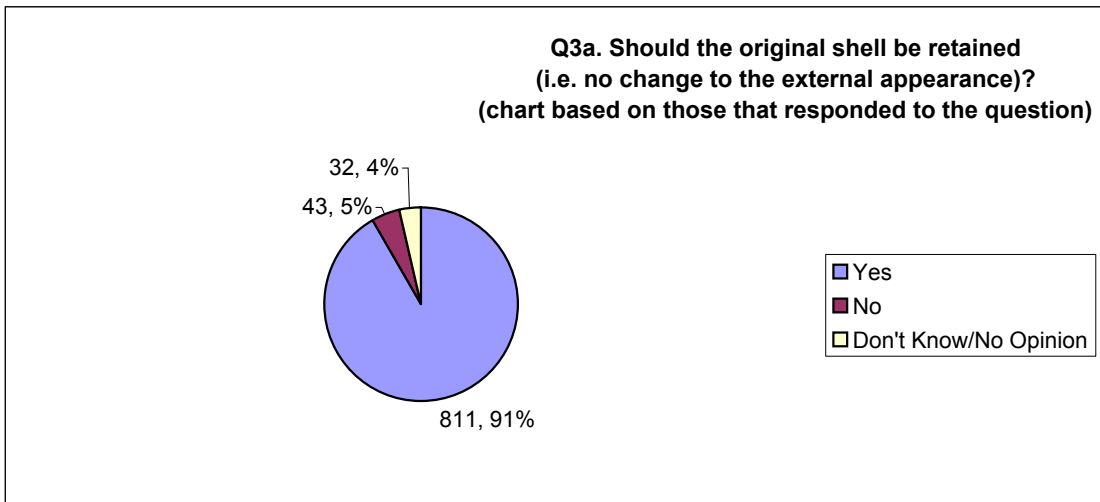
		% Based on all Qns	% Based on Answ Recd
Yes	784	86	94
No	18	2	2
Don't Know/No Opinion	37	4	4
<i>No answer stated</i>	71	8	
	910	100	100



Q3. If Baldock Town Hall is sold:

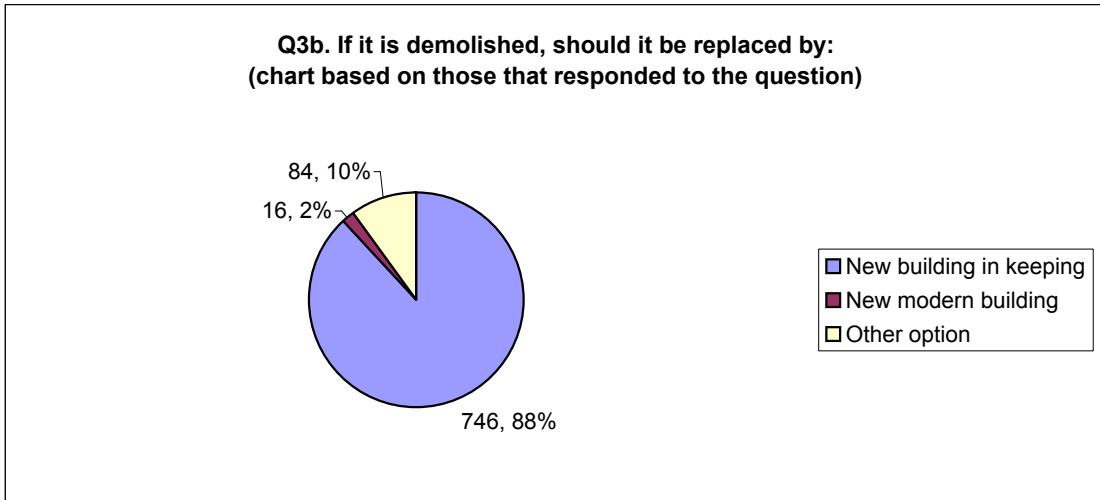
3a. Should the original shell be retained (i.e. no change to the external appearance)

		% Based on all Qns	% Based on Answ Recd
Yes	811	88	91
No	43	5	5
Don't Know/No Opinion	32	4	4
<i>No answer stated</i>	24	3	
Grand Total	910	100	100



3b. If it is demolished, should it be replaced by: (Please tick one)

		% Based on all Qns	% Based on Answ Recd
New building in keeping	746	82	88
New modern building	16	2	2
Other option	84	9	10
No answer stated	64	7	
Grand Total	910	100	100



3c. Whether the shell is retained or demolished by a new owner, which of the following uses for the site would you find acceptable (Please tick all that you would agree with)

Residential

		%
Ticked	170	19
Not Ticked	740	81
	910	100

Office Space

		%
Ticked	177	19
Not Ticked	733	81
	910	100

Shopping

		%
Ticked	241	26
Not Ticked	669	74
	910	100

Bar/Pub

		%
Ticked	51	6
Not Ticked	859	94
	910	100

Restaurant

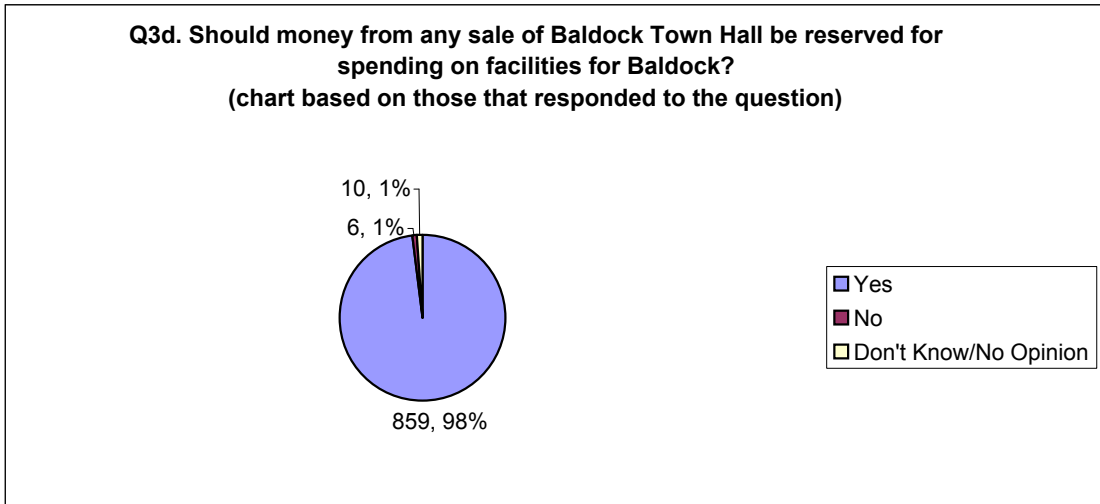
		%
Ticked	139	15
Not Ticked	771	85
	910	100

Kept for community use

		%
Ticked	811	89
Not Ticked	99	11
	910	100

3d. Should money from any sale of Baldock Town Hall be reserved for spending on facilities for Baldock?

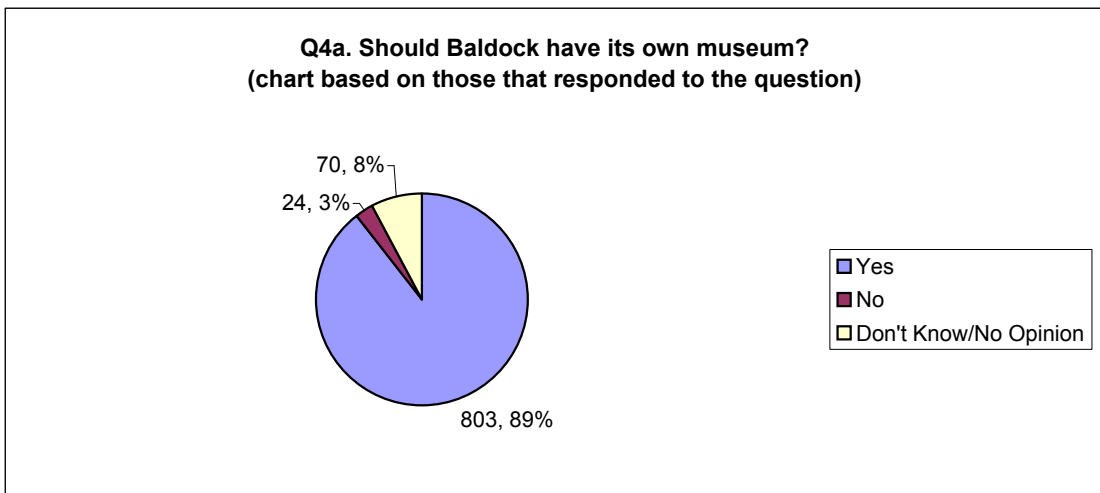
		% Based on all Qns	% Based on Answ Recd
Yes	859	94	98
No	6	1	1
Don't Know/No Opinion	10	1	1
<i>No answer stated</i>	35	4	
Grand Total	910	100	100



4. If Baldock Town Hall is sold, it is likely that the museum will lose its premises:

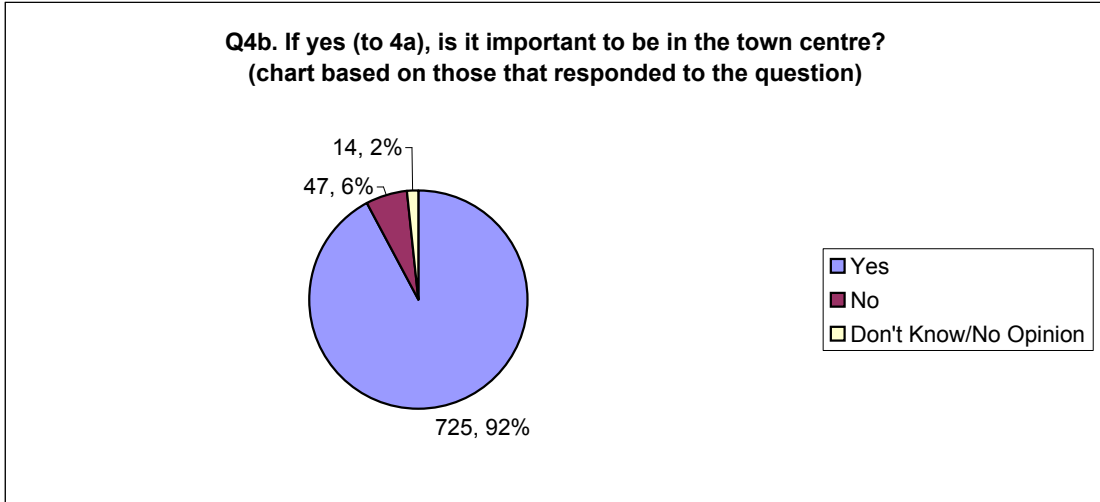
4a. Should Baldock have its own museum?

		% Based on all Qns	% Based on Answ Recd
Yes	803	88	89
No	24	3	3
Don't Know/No Opinion	70	8	8
<i>No answer stated</i>	13	1	
Grand Total	910	100	100



4b. If yes (to 4a), is it important to be in the town centre?

		% Based on all Qns	% Based on Answ Recd
Yes	725	90	92
No	47	6	6
Don't Know/No Opinion	14	2	2
<i>No answer stated</i>	17	2	
Grand Total	803	100	100



4b. Irrespective of respondent answer to 4a, is it important to be in the town centre?

[Some respondents not selecting 'yes' to 4a still completed 4b. This table therefore details responses from all questionnaires, irrespective of answer to question 4a]

		% Based on all Qns	% Based on Answ Recd
Yes	735	80	88
No	55	6	7
Don't Know/No Opinion	42	5	5
<i>No answer stated</i>	78	9	
Grand Total	910	100	100

